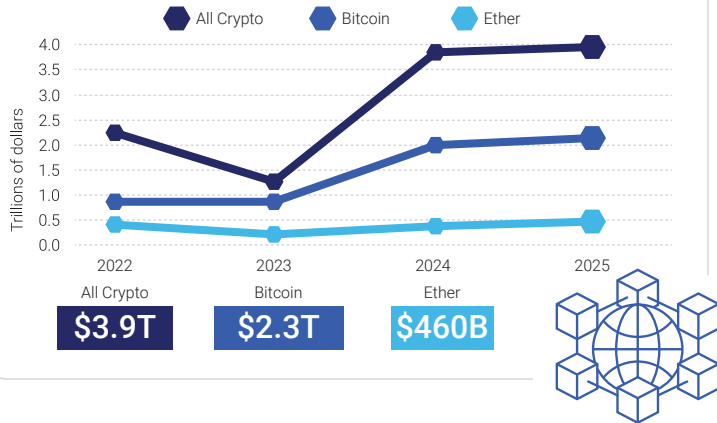
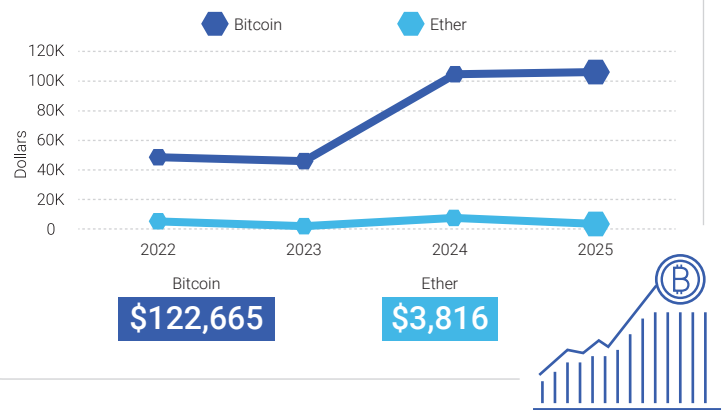


State of Blockchain 2025


Global Market Cap Peaks¹



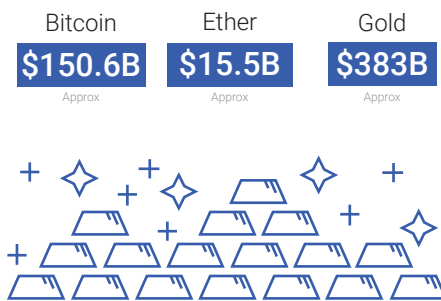
Annual Peak Price¹




Bitcoin Wallet Addresses (Worldwide)²




Spot Exchange-Traded Funds (ETF)³ Total Assets Under Management (AUM)³



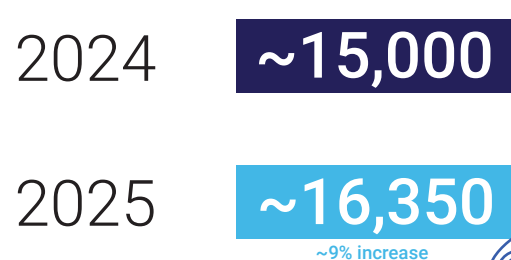
Global Crypto Users (Approx)⁴



Percentage of U.S. Population Owning Crypto⁵



Merchant Adoption Over Time⁶



For more information and resources visit
CPA.com/research-innovation

1) Peak Price

<https://coinmarketcap.com>

2) Wallet addresses

<https://www.polarismarketresearch.com/industry-analysis/crypto-wallet-market#:~:text=The%20number%20of%20crypto%20wallet,purchasers%20is%20more%20than%20before.>

<https://www.financemagnates.com/cryptocurrency/crypto-wallet-downloads-declines-for-second-consecutive-year-32-down-in-2023/#>

<https://buybitcoinworldwide.com/how-many-bitcoin-users/>

<https://studio.glassnode.com/charts/addresses.Count?a=BTC>

3) ETFs

<https://www.etf.com/topics/spot-bitcoin#:~:text=Spot%20Bitcoin%20ETFs&text=With%2034%20ETFs%20traded%20on,Currency>

<https://www.gold.org/goldhub/research/gold-etfs-holdings-and-flows/2024/08#:~:text=A%20combination%20of%20the%20July,a%20new%20month%20dend%20record.&text=Collective%20holdings%20concluded%20July%20with%20a%2048t%20increase%2C%20reaching%203%2C154t>

cryptoslate.com

<https://www.theblock.co/data/crypto-markets/ethereum-etf/spot-ethereum-etf-aum-daily>

<https://www.gold.org/goldhub/research/gold-etfs-holdings-and-flows/2025/07>

4) Global users

<https://www.stash.com/learn/cryptocurrency-statistics/#noteworthycrypto.com>

<https://www.crypto.com>

https://assets.ctfassets.net/hfgyig42jimx/5i8TeN1QYJDjn82pSuZB5S/85c7c9393f3ee67e456ec780f9bf11e3/Cryptodotcom_Crypto_Market_Sizing_Jan2022.pdf

<https://www.statista.com/statistics/1202503/global-cryptocurrency-user-base/>

<https://triple-a.io/cryptocurrency-ownership-data/#:~:text=As%20of%202024%2C%20we%20estimated,560%20million%20cryptocurrencyes%20users%20worldwide>

<https://medium.com/quantum-economics/global-cryptocurrency-adoption-in-2025-a-country-by-country-breakdown-047ebc6b6734>

5) U.S. percentages

<https://www.security.org/digital-security/cryptocurrency-annual-consumer-report/#rates>

<https://blog.turbotax.intuit.com/investments/key-tax-trends-crypto-taxes-for-tax-year-2021-55226/>

<https://money.com/millennials-crypto-tax-reporting/>

<https://blog.turbotax.intuit.com/income-and-investments/cryptocurrency-tax-calculator-50398/>

["Security.org](https://www.security.org) (Note: 'A 2024 Kraken article reported 40%, but more rigorous survey estimates (Pew, Security.org) consistently show ~27–28%; figure reflects direct ownership of cryptoassets and does not include investors with only ETF-based or indirect exposure).'"

["Security.org](https://www.security.org) (Methodology Note: 'We conducted an internet-based survey of 1,969 American adults in December 2024. The respondents' ages, genders, and ethnic backgrounds were representative of the American population. 557 (28%) respondents owned cryptocurrency.'"

6) Merchant Adoption Over Time

https://b2binpay.com/en/news/a-complete-list-of-companies-that-accept-cryptocurrency-in-2024?utm_source=chatgpt.com

https://www.insights.onegiantleap.com/blogs/crypto-payments-in-2025-whats-new-and-whats-next/?utm_source=chatgpt.com